GRW565V

Power Rating		
Emergency Standby Power ESP	kVA	561.1
Emergency Standby Power ESP	kW	448.9
Prime power PRP	kVA	500.0
Prime power PRP	kW	400.0
Frequency	Hz	50
Voltage	V	400/230
Phases	№	3
Power factor	cos ϕ	0.8
Fuel		Diesel
[50Hz] Exhaust emission level		Stage IIIA
VERSION SWITCHABLE [50/60Hz]		YES

Ratings definition (ISO-8528-1)
ESP - Emergency Standby Power:
It is the maximum power available during a variable electrical power sequence, under the stated operating conditions, for which a generating set is capable of delivering in the event of a utility power outage or under test conditions for up to 200 h of operation per year with the maintenance intervals and procedures being carried out as prescribed by the manufacturers. The permissible average power output over 24 h of operation shall not exceed 70 % of the ESP.
PRP - Prime Power:
It is defined as being the maximum power which a generating set is capable of delivering continuously whilst supplying a variable electrical load when operated for an unlimited number of hours per year under the agreed operating conditions with the maintenance intervals and procedures being carried out as prescribed by the manufacturer. The permissible average power output over 24 h of operation shall not exceed 70 % of the prime power.
G2 class load acceptance in accordance with ISO 8528-5: Higher performance classes check upon request.
Gensets are compliant with EC mark which includes the following directives and standards and subsequent modification and intregation:
• 2006/42/CE Machinery safety
• 2014/30/UE Electromagnetic compatibility
• 2014/35/UE electrical equipment designed for use within certain voltage limits
• 2000/14/EC Sound Power level. Noise emissions outdoor equipment. (amended by 2005/88/EC) – If applicable
• 97/68/EC Emissions of gaseous and particulate pollutants. (amended by 2016/1628 EC) – If applicable
• ISO 8528 as applicable
• 2011/65 ROHS
• EN 12100, EN 13857, EN 60204 as referred into the ISO8528-13
Company with quality certification ISO 9001

www.pramac.com

Engine specifications		
Engine Brand		Volvo
Model		TAD1651GE
Engine cooling system		Water
Nr. of cylinder and disposition		6 in line
Displacement	cm³	16120
Aspiration		Turbocharged
Speed governor		Electronic
Oil capacity	l	34
Lube oil consumption PRP (max)	%	0.1
Coolant capacity	l	60
Electric circuit	V	24
Fuel		Diesel
VERSION SWITCHABLE [50/60Hz]		YES
[50Hz] Operating Speed-Nominal	rpm	1500
[50Hz] Exhaust emission level		Stage IIIA
[50Hz] Specific fuel consumption 75% PRP	g/kWh	205
[50Hz] Specific fuel consumption 100% PRP	g/kWh	198
[60Hz] Operating Speed-Nominal	rpm	1800
[60Hz] Exhaust emission optimized for EPA tier (EPA)		Tier 3
[60Hz] Specific fuel consumption 75% PRP	g/kWh	195
[60Hz] Specific fuel consumption 100% PRP	g/kWh	200

Alternator Specifications		
Alternator		Leroy Somer
Model		LSA 47.3 M7
Type		Brushless
Class		H
IP protection		23
Poles		4
Winding leads		12
Voltage regulation system		Electronic
Voltage tolerance	%	0.5

Installation data		
[50Hz] Cooling air	m³/min	600.00
[50Hz] Exhaust gas flow PRP	m³/min	76
[50Hz] Exhaust gas temperature ESP	°C	523
[60Hz] Cooling air	m³/min	749.00
[60Hz] Exhaust gas flow PRP	m³/min	94
[60Hz] Exhaust gas temperature ESP	°C	487

Electrical Data		
Battery Voltage	V	24
Circuit breaker	A	800
Max current	A	810

www.pramac.com

Genset Equipment

CANOPY
Canopy painted made up of modular panels with 1000h+ tested salt spray resistant zinced metal sheet, with access doors on each side with high quality gaskets and lockable handles for easy maintenance and service.

BASE FRAME
Heavy duty base guarantees the highest standards of durability and resistance, painted using a high quality powder coating process (1000+h tested salt spray resistance).
Fully bunded, able to retain 110% of all the sets fluids, the base frame is provided with integrated fork pockets and pull bar for easy maneuverability and site positioning.

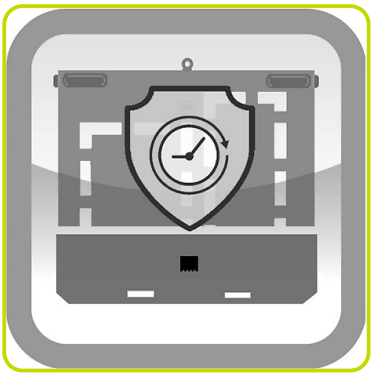

SINGLE LIFTING POINT
Access easy by rung and handle incorporated (available on both sides).

MANUAL BATTERY SWITCH
Single pole battery switch inside the enclosure.

EARTH ROD
Earth stock with cable fixed inside the genset.

DOCS HOLDER
Box intenal for documents, manuals and electrical drawings.

LUBE OIL DRAIN PUMP
Makes it easier to the engine oil change.

FUEL VALVE (6 WAY)
System designed for use the fuel from external tank and increase the autonomy of the generator.

FUEL TANK
Integrated metal fuel tank complete with double fuel refiling point (one each side).

LEAK PROOF TRAY WITH DETECTOR SENSOR
Fluid leak check in the leak proof tray.

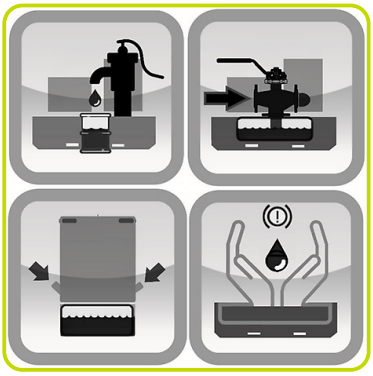

Fuel Tank - Autonomy

Fuel tank location		Internal
Fuel tank material		Metal
Fuel tank capacity	l	1500
[50Hz 400V] Fuel consumption 75% PRP	l/h	79.43
[50Hz 400V] Running time 75% PRP	h	18.88
[50Hz 400V] Fuel consumption 100% PRP	l/h	101.95
[50Hz 400V] Running time 100% PRP	h	14.71

www.pramac.com

Control panel - Options Available:

AUTOMATIC CONTROL PANEL	ACP
MODULAR PARALLEL PANEL	MPP

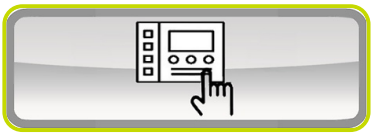

ACP - AUTOMATIC CONTROL PANEL

CONTROL SECTION:

- Auto Mains Failure (AMF) function
- Gen-set controller for single genset operating in standby or prime power modes
- Full gen-set monitoring and protection
- Detailed event and performance log with time and date
- Emergency push button
- Extra Instrumentation (analogue): Fuel level meter; Mechanical hour counter
- Differential protection with internal switch
- Battery charger.

SOCKET SECTION:

- Two wires facility for remote start/stop
- Plug for auxiliary power supply
- Socket Kit: Equipment and configurations available as a supplement.

POWER SECTION:

- It integrates 4 poles modular circuit breaker suitably rated with thermal and magnetic overloads.
- Large and robust busbar with cables passage opening from the bottom for easy power cable connection.
- Provided with safety switch to trip circuit breaker if operator open the power section door to operate on the bus bar.

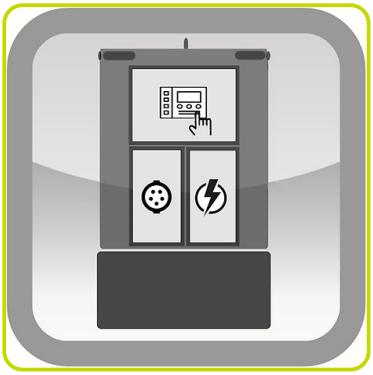

MPP - MODULAR PARALLEL PANEL

CONTROL SECTION:

- Modular parallel panel allows the genset to work in parallel (up to 32 gen-sets)
- Easy switching between parallel to mains or multiple genset applications
- Full gen-set monitoring and protection
- Detailed event and performance log with time and date
- Colour display 7" TFT with 800x480 px resolution
- Wide range of communication and connection capabilities available
- Emergency push button
- Extra Instrumentation (analogue): Fuel level meter; Mechanical hour counter
- Differential protection with internal switch
- Battery charger.

SOCKET SECTION:

- Multi-pin connectors for paralle running.
- Two wires facility for remote start/stop.
- Plug for auxiliary power supply.
- Socket Kit: Equipment and configurations available as a supplement.

POWER SECTION

- It integrates 4 poles motorized moulded case circuit breaker suitably rated with thermal and magnetic overloads
- Large and robust busbar with cables passage opening from the bottom for easy power cable connection.
- Provided with safety switch to trip circuit breaker if operator open the power section door to operate on the bus bar.

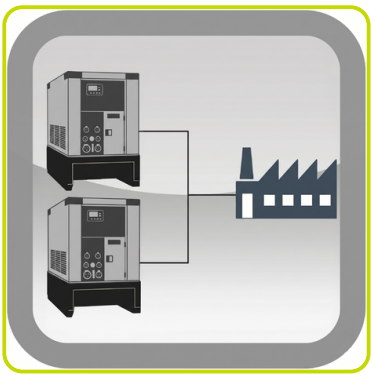

www.pramac.com

CANOPY VERSION

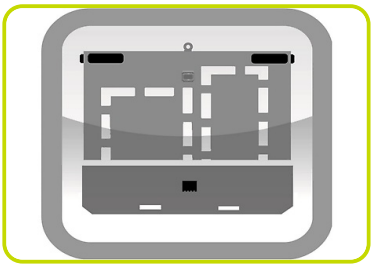

- Weatherproof Enclosure made of galvanized sheet metal allows to protect genset from corrosion and aggressive condition.
- Enclousure soundproofed by means of washable and fireproof soundproofing material, allow to reach low noise level.
- Exhaust residential silencer integrated inside the genset equipped with rain flap.
- Enclousure equipped with bumpers to prevent damage during genset handling and transport.

Dimensional data Canopy Version

Length	(L) mm	4630
Width	(W) mm	1600
Height	(H) mm	2465
Weight	kg	5785

Noise Level 50Hz

Guaranteed noise level (LWA)	dB(A)	102
Noise pressure level @ 1 m	dB(A)	82
Noise pressure level @ 7 m	dB(A)	72

www.pramac.com

OPTIONAL FEATURES:

To be ordered with equipment (when necessary) :

GENSET CONTROL EQUIPMENT

Dual Frequency Switch (50/60Hz)	Y400/230V 50HzY480/277V 60Hz	DFS

ELECTRICAL OPTION

Internal Canopy Lighting system with manual switch	ICL
Control section internal lighting (automatic with door switch)	CLS
DSE890 MKII DSEWebNet ® Gateway 4G (GSM/Ethernet)	RGW2
DSE855 USB to Ethernet Communications Device	RGW9
Engine analogue gauges (water temp / oil pressure)	EAG
Insulation Monitoring Device (Replace standard differential protection)	IMD
Socket kit	SPK
Bus bar arrangement	ERDF

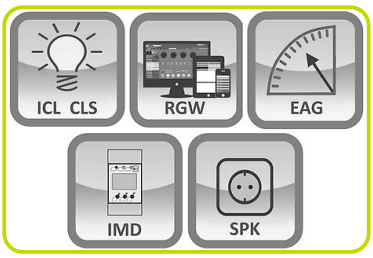

MECHANICAL OPTION

Pre-heating system	PHS
Water Separator Filter	WSP
Heavy-Duty Air Filter	HDF
Hot Parts Protections	HPP
Exhaust Spark Arestor ATEX certified	ESA
Air Shut-Off Valve	ASV
Baseframe Bumpers	BFB
Quick Fit Fuel connectors	QFC
Quick Fit Connectors inside the canopy	QFC1

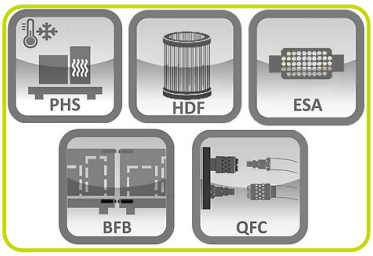

ACCESSORIES

Items available as accessory equipment :

Load Transfer Switch [Accessories for ACP Panel]	LTS

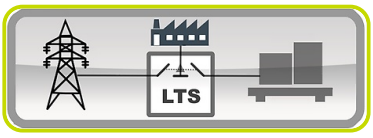

www.pramac.com

The information is aligned with the Data file at the time of download.
Printed on 16/06/2026 (ID 15082)

©2026 | PR Industrial S.r.l. – Loc. Il Piano – 53031 Casole d'Elsa (SI) – ITALY. Company subject to the management and coordination of Generac Power Systems Inc.| All rights reserved | Image shown may not reflect actual package. Specifications subject to change without notice

PRAMAC