GPW30P/FNE

Power Rating		
Emergency Standby Power ESP	kVA	33.0
Emergency Standby Power ESP	kW	26.4
Prime power PRP	kVA	30.0
Prime power PRP	kW	24.0
Voltage	V	400/230
Frequency	Hz	50
Power factor	cos ϕ	0.8
Phases		3
Fuel		Diesel

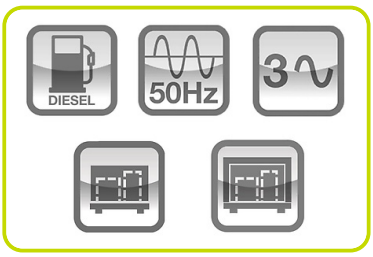

Ratings definition (ISO-8528-1)
ESP - Emergency Standby Power:
It is the maximum power available during a variable electrical power sequence, under the stated operating conditions, for which a generating set is capable of delivering in the event of a utility power outage or under test conditions for up to 200 h of operation per year with the maintenance intervals and procedures being carried out as prescribed by the manufacturers. The permissible average power output over 24 h of operation shall not exceed 70 % of the ESP.
PRP - Prime Power:
It is defined as being the maximum power which a generating set is capable of delivering continuously whilst supplying a variable electrical load when operated for an unlimited number of hours per year under the agreed operating conditions with the maintenance intervals and procedures being carried out as prescribed by the manufacturer. The permissible average power output over 24 h of operation shall not exceed 70 % of the prime power.
G2 class load acceptance in accordance with ISO 8528-5: Higher performance classes check upon request.
Gensets are compliant with EC mark which includes the following directives and standards and subsequent modification and intregation:
• 2006/42/CE Machinery safety
• 2014/30/UE Electromagnetic compatibility
• 2014/35/UE electrical equipment designed for use within certain voltage limits
• 2000/14/EC Sound Power level. Noise emissions outdoor equipment. (amended by 2005/88/EC) – If applicable
• 97/68/EC Emissions of gaseous and particulate pollutants. (amended by 2016/1628 EC) – If applicable
• ISO 8528 as applicable
• 2011/65 ROHS
• EN 12100, EN 13857, EN 60204 as referred into the ISO8528-13
Company with quality certification ISO 9001

www.pramac.com

Engine specifications		
Engine brand		Perkins
Model		1103A-33G
Operation Speed Nominal	rpm	1500
Engine cooling system		Water
Exhaust emission level		Non Emission Certified
Nr. of cylinder and disposition		3 in line
Displacement	cm³	3300
Aspiration	Type	Natural
Speed governor		Mechanical
Gross Engine Power ESP	kWm	31
Gross Engine Power PRP	kWm	28.2
Fan Power	kWm	0.5
Fan Air flow	m³/min	53
Total Oil capacity	l	8.3
Lube oil consumption PRP (max)	% fuel consumption	0.15
Total Coolant capacity	l	10.2
Fuel		Diesel
Specific Fuel consumption 75% PRP	g/kWh	214.5
Starting system		Electric
Electric circuit	V	12

Alternator specifications		
Alternator brand		Mecc Alte
Model		ECP28 VL4 C
Winding		Standard
Winding Connections	Type	Series Star
Frequency	Hz	50
Voltage	V	400
Phases		3
Power factor	cos ϕ	0.8
Stand-by rating 27°C	kVA	33
Continuous Nominal Rating 40°C	kVA	30
Efficiency @ 100% of load	%	87.9
Type		Brushless
Poles		4
Voltage tolerance	%	1
Class		H
IP protection		23

Installation data		
Total air flow	m³/min	62
Exhaust gas flow PRP	m³/min	5.7
Exhaust gas temperature	°C	520
Fuel consumption 75% PRP	l/h	5.27
Fuel consumption 100% PRP	l/h	7.00

www.pramac.com

Fuel Tank - Options Available:		
To be ordered with equipment (when necessary)		
AUTONOMY		
8PFT Running time 75% PRP	h	15.18
MFT-XS Running time 75% PRP	h	12.33
MFT-S Running time 75% PRP	h	22.77
MFT-M Running time 75% PRP	h	46.49

PFT	Plastic Fuel Tank	Type	8
	8PFT Fuel tank capacity	l	80
	8PFT Fuel tank location		Internal

MFT	Metal Fuel Tank	Type	XS
	MFT-XS Fuel tank capacity	l	65
	MFT-XS Fuel tank location		Internal

MFT	Metal Fuel Tank	Type	S
	MFT-S Fuel tank capacity	l	120
	MFT-S Fuel tank location		With sub-base
	MFT-S EXTRA Height (version open/canopy)	mm	193
	MFT-S EXTRA Weight	kg	145



MFT	Metal Fuel Tank	Type	M
	MFT-M Fuel tank capacity	l	245
	MFT-M Fuel tank location		With sub-base
	MFT-M EXTRA Height (for open/canopy versions)	mm	193
	MFT-M EXTRA Weight	kg	172

Electrical Data		
Battery Voltage	V	12
Genset Voltage	V	400/230
Frequency	Hz	50
Phases		3
Power Factor	cos ϕ	0.8
Max current	A	48
Nominal current	A	43
Circuit breaker	A	50

www.pramac.com

Control panel - Options Available:	
MANUAL REMOTE START PANEL	MRS
AUTOMATIC CONTROL PANEL	ACP
MODULAR PARALLEL PANEL	MPP

MRS - MANUAL REMOTE START PANEL

- Manual and remote start controller
- Automatic mains failure start function
- 3 phase mains measurements
- 3 phase generator protections
- Running hours
- 50 events, warnings or shutdown alarms with running hours stamp

Power supply by circuit breaker and/or terminal bus bar

ACP - AUTOMATIC CONTROL PANEL

- Auto Mains Failure (AMF) function
- Gen-set controller for single genset operating in standby or prime power modes
- Full gen-set monitoring and protection
- Detailed event and performance log with time and date
- Wide range of remote control modules available as option
- Wide range of I/O expansion modules available as option

Power supply by circuit breaker and/or terminal bus bar

MPP - MODULAR PARALLEL PANEL

- Modular parallel panel allows the genset to work in parallel (up to 32 gen-sets)
- Easy switching between parallel to mains or multiple genset applications
- Full gen-set monitoring and protection
- Detailed event and performance log with time and date
- Wide range of communication and connection capabilities available

Power supply by circuit breaker and/or terminal bus bar

www.pramac.com

SOCKETS PANEL - Optional Equipment:

- Sockets panel positioned on the frontal side, separated from control panel cabinets
- High flexibility of sockets kit scope of supply
- Easy and fast power cables connection
- Sockets kit to be define during the order

CANOPY VERSION

- Weatherproof Enclosure made of galvanized sheet metal allows to protect genset from corrosion and aggressive condition
- Soundproofed enclosure tanks to high quality soundproof material and residential silencer, allows to have low noise emission level
- Big large lateral doors allows an easy service and maintenance operation
- Doors equipped with key lockable handles
- Baseframe made of welded steel profile
- Anti-vibration mountings properly sized
- Screwed support legs
- Hole for handling by crane
- Moving and rotating parts protection against accidental contact
- Grounding point to connect all metal parts to ground
- Robust Lifting bridge, with single lifting point positioned on the roof

Dimensional data Canopy Version

Length	(L) mm	2200
Width	(W) mm	1020
Height	(H) mm	1313

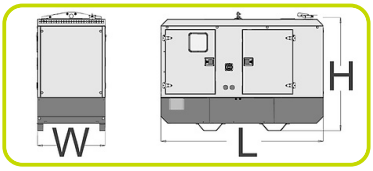

Weight	kg	986

Noise Level Canopy Version

Guaranteed noise level (LWA)	dB(A)	93
Noise pressure level @ 1 m	dB(A)	76
Noise pressure level @ 7 m	dB(A)	64

www.pramac.com

CANOPY EXTRA SILENT VERSION

- Extra silent Enclosure with low noise emission, suitable for installation near city centre and in any place where severe noise emission restriction are present
- Extra Silent Enclosure guarantee very low noise emission thanks to an additional soundproofing modules, high quality soundproof material and residential silencer installed inside the enclosure
- Weatherproof Enclosure made of galvanized sheet metal allows to protect genset from corrosion and aggressive condition
- Big large lateral doors allows an easy service and maintenance operation
- Doors equipped with key lockable handles
- Baseframe made of welded steel profile
- Anti-vibration mountings properly sized
- Screwed support legs
- Hole in the baseframe for handling by crane
- Moving and rotating parts protection against accidental contact
- Grounding point to connect all metal parts to ground
- Robust Lifting bridge, with single lifting point positioned on the roof

Dimensional data Canopy (Extra Silent Enclosure)

Length	(L) mm	2200
Width	(W) mm	1020
Height	(H) mm	1904

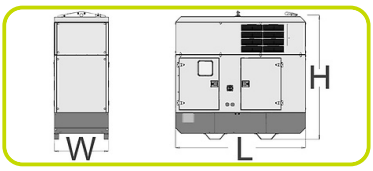

Weight	kg	1150

Noise Level Canopy (Extra Silent Enclosure)

Guaranteed noise level (LWA)	dB(A)	89
Noise pressure level @ 1 m	dB(A)	72
Noise pressure level @ 7 m	dB(A)	60

OPTIONAL FEATURES

To be ordered with equipment (when necessary)	:
Pre-Heating System	PHS
Air Shut-Off Valve	ASV
Heavy-Duty Air Filter	HDF
Water Separator Filter	WSP
Exhaust Spark Arrestor	ESA
Alternator Winding Total Protection	WTP
Alternator anti-condensation heater	ACH
Galvanized skid base with fork lift point	GSB

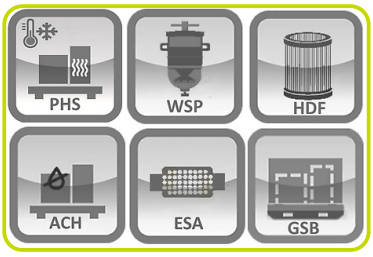

The information is aligned with the Data file at the time of download.
Printed on 16/06/2026 (ID 11362)

©2026 | PR Industrial S.r.l. – Loc. Il Piano – 53031 Casole d'Elsa (SI) – ITALY. Company subject to the management and coordination of Generac Power Systems Inc.| All rights reserved | Image shown may not reflect actual package. Specifications subject to change without notice

www.pramac.com